

SectorWise Balanced Portfolio F

As of 29/02/2024

Fund Investment Objectives

The fund's investment objective is to produce a combination of income and long-term capital appreciation by investing primarily in a diversified mix of mutual funds (which may include exchange-traded funds) in order to have access to equity securities and fixed income securities, whether Canadian or foreign.

TOP HOLDINGS OF THE FUND

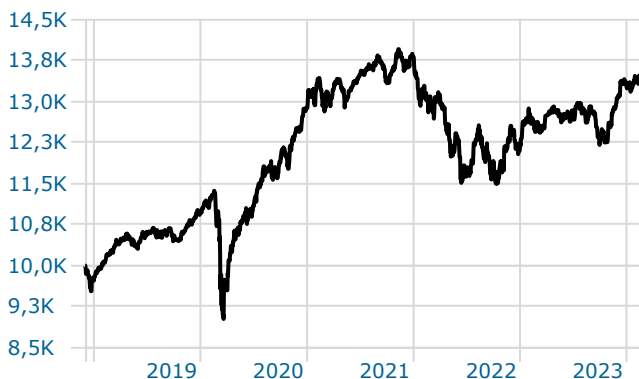
Portfolio Date: 29/02/2024

Name	%
AGF Fixed Income Plus Fund - MF Series	8,57
Canoe Bond Advantage O	7,21
Bmo Money Mkt	6,67
Ci Cdn Lt Bond Cig5333	5,58
PIMCO Monthly Income ETF	4,85
Franklin Bissett Corporate Bond O	4,82
Dynamic Financial Services Series O	4,71
Dynamic Global Infrastructure Series O	4,34
CI Global Alpha Innovators Corp CI A	4,07
CI Alternative Diversified Opp I	4,02
CI Canadian Core Plus Bond CI I	3,42
CI Global Health Sciences Corporate CI I	3,26
AGF Global Convertible Bond Ser I	3,05
Dynamic Global Real Estate Series O	2,98
Mackenzie Precious Metals O	2,60

Total number of securities in the portfolio	142
Asset in Top 10 Holdings	51,60%

GROWTH OF 10 000\$

Time Period: 04/12/2018 to 29/02/2024



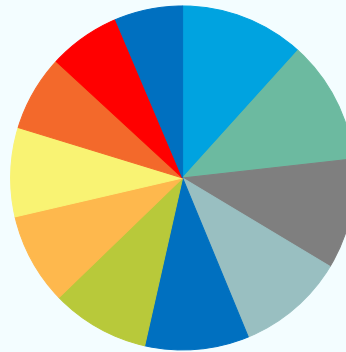
Source: Morningstar Direct

Inception Date	30/11/2018
Asset Under Management	\$ 102 270 325
Morningstar Category	Canada Fund Global Neutral Balanced
Firm Name	RGP Investments
Auditor	Raymond Chabot Grant Thornton LLP
Custodian	CIBC Mellon

	Fund Code	Management Fee	NAV (Monthly)
SectorWise Balanced Portfolio F	RGP403	0,80	12,26

SECTOR

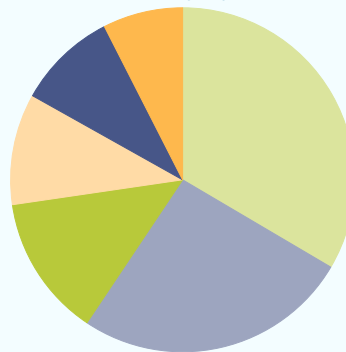
Portfolio Date: 29/02/2024



	%
Healthcare	11,7
Technology	11,5
Utilities	10,4
Industrials	10,2
Materials	9,8
Financial	9,2
Consumer Defensive	8,6
Consumer	8,4
Communication	7,1
Real Estate	6,8
Energy	6,4
Total	100,0

ASSET ALLOCATION

Portfolio Date: 29/02/2024



	%
Fixed Income	33,5
U.S. Equity	25,9
International Equity	13,3
Other	10,4
Canadian Equity	9,4
Cash	7,5
Total	100,0

COMPOUNDED ANNUAL RETURN

As of 29/02/2024

1 Mo	1,9%	1 Yr	9,0%	5 Yr	5,9%
3 Mo	4,9%	2 Yr	2,0%	10 Yr	—
6 Mo	5,7%	3 Yr	1,7%	15 Yr	—

RETURN SINCE INCEPTION	6,05%
------------------------	-------

CALENDAR YEAR RETURN

2015	—	2018	—	2021	7,3%
2016	—	2019	11,7%	2022	-12,4%
2017	—	2020	17,8%	2023	10,4%
				2024 (YTD)	1,8%

Notice – Fund price and profile

The financial information displayed on this website are provided by Morningstar Inc. The contents are provided for informational purposes only. No representations or warranties, express or implied, are made by Morningstar or RGO Investments in connection with the exactitude, quality or completeness of such information and data.

Morningstar data is owned by Morningstar. © 2020 Morningstar. All Rights Reserved. The information contained herein: (1) is proprietary to Morningstar and/or its content providers; (2) may not be copied or distributed; and (3) is not warranted to be accurate, complete or timely. Neither Morningstar nor its content providers are responsible for any damages or losses arising from any use of this information. Past performance is not a guarantee of future results.

RGP Investments Funds investment instructions received before 4:00 p.m. (Eastern Time Zone), on a day the Toronto Stock Exchange is open for business ("valuation date"), are carried out at the price in effect on that day. Instructions received after 4:00 PM (Eastern Time Zone), will be processed at the next valuation date's price.

The RGP Investments Funds are not guaranteed, their value fluctuates frequently, and their past performance is not indicative of their future returns. Please read the fund's prospectus or Fund Facts document before investing. Investors will pay management fees and expenses may pay commissions or trailing commissions. Investors may experience a gain or loss.

The indicated rates of return are the historical annual compounded total returns including changes in unit value and the reinvestment of all distributions and do not take into account sales, redemption, distribution, optional charges, or income taxes payable by any securityholder that would have reduced returns. The value of mutual funds change frequently and past performance may not be repeated.

Graphs are only used to illustrate the effects of the compound growth rate and do not reflect future values of any fund or returns on investment of any fund.

Assets allocation may total greater than/less than 100% due to rounding effects.

FundGrade A+® is used with permission from Fundata Canada Inc., all rights reserved. The FundGrade A+® Awards are presented annually by Fundata Canada Inc. to Canadian investment funds that achieve consistently high FundGrade scores through an entire calendar year. The FundGrade A+® calculation is supplemental to the monthly FundGrade ratings and is calculated at the end of each calendar year. The FundGrade rating system evaluates funds based on their risk-adjusted performance, measured by Sharpe Ratio, Sortino Ratio and Information Ratio. The score for each ratio is calculated individually, covering all time periods from 2 to 10 years. The scores are then equally weighted in calculating a monthly FundGrade rating.

The FundGrade ratings are divided between five tranches from "A Grade" (superior performance) to "E Grade" (lower performance). The top 10% of funds earn an A Grade; the next 20% of funds earn a B Grade; the next 40% of funds earn a C Grade; the next 20% of funds receive a D Grade; and the lowest 10% of funds receive an E Grade. To be eligible, a fund must have received a FundGrade rating every month in the previous year. The FundGrade A+® uses a GPA (Grade Point Average) style calculation, where each monthly FundGrade rating from "A" to "E" receives a score from 4 to 0, respectively. A fund's average score for the year determines its GPA. Any fund with a GPA of 3.5 or greater is awarded a FundGrade A+® Award. The FundGrade grades are subject to change each month. For more information, please see the web site www.FundGradeAwards.com. Although Fundata makes every effort to ensure the accuracy and reliability of the data contained herein, the accuracy is not guaranteed by Fundata.

RGP Investments 2020. All Rights Reserved. (TM) Trademark of R.E.G.A.R. Investment Management Inc.