

RGP Global Sector Fd A

As of 2023-08-31

Fund Investment Objectives

This Fund's objective is to provide long-term growth by investing mostly in global equity securities, either directly or through investments in securities of exchange-traded funds or mutual funds.

TOP HOLDINGS OF THE FUND

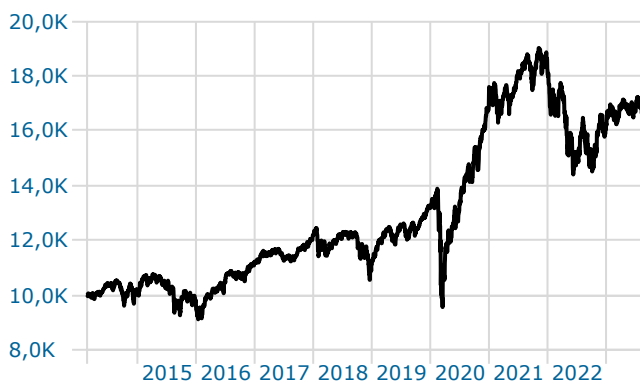
Portfolio Date: 2023-08-31

Name	%
Alphabet Inc Class A	1,99
Metro Inc	1,93
McDonald's Corp	1,62
WR Berkley Corp	1,53
Berkshire Hathaway Inc Class B	1,51
CME Group Inc Class A	1,49
CGI Inc Class A	1,33
Moderna Inc	1,33
Cisco Systems Inc	1,33
BioNTech SE ADR	1,32
CACI International Inc Class A	1,31
Sanofi SA	1,25
Regeneron Pharmaceuticals Inc	1,24
Goodman Group	1,23
Royal Gold Inc	1,22

Total number of securities in the portfolio	124
Asset in Top 10 Holdings	15,38%

GROWTH OF 10 000\$

Time Period: 2014-02-21 to 2023-08-31



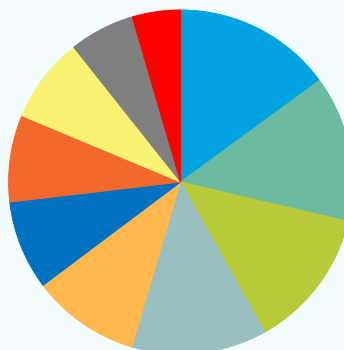
Source: Morningstar Direct

Inception Date	2014-02-20
Asset Under Management	\$ 162 808 804
Morningstar Category	Canada Fund Global Equity
Firm Name	RGP Investments
Auditor	Raymond Chabot Grant Thornton LLP
Custodian	CIBC Mellon

Fund Code	Management Fee	NAV (Monthly)
RGP Global Sector Fd A	RGP100	1,90
		12,85

SECTOR

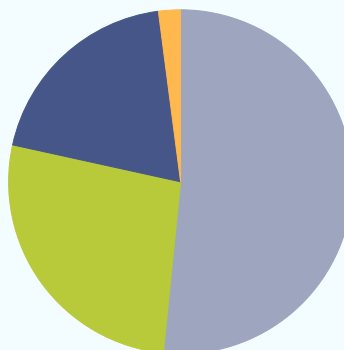
Portfolio Date: 2023-08-31



Sector	%
Healthcare	14,9
Technology	13,7
Financial	13,2
Industrials	12,7
Consumer Defensive	10,2
Materials	8,4
Communication	8,2
Consumer	8,0
Utilities	6,1
Real Estate	4,5
Total	100,0

ASSET ALLOCATION

Portfolio Date: 2023-08-31



Asset Class	%
U.S. Equity	51,6
International Equity	26,8
Canadian Equity	19,5
Cash	2,1
Fixed Income	0,0
Other	0,0
Total	100,0

COMPOUNDED ANNUAL RETURN

As of 2023-08-31

1 Mo	-0,6%	1 Yr	10,5%	5 Yr	6,8%
3 Mo	2,4%	2 Yr	-4,7%	10 Yr	—
6 Mo	3,7%	3 Yr	5,2%	15 Yr	—

RETURN SINCE INCEPTION	5,73%
------------------------	-------

CALENDAR YEAR RETURN

2015	-3,0%	2018	-8,3%	2021	11,3%
2016	12,6%	2019	19,6%	2022	-14,8%
2017	8,4%	2020	27,2%	2023 (YTD)	7,0%

Notice – Fund price and profile

The financial information displayed on this website are provided by Morningstar Inc. The contents are provided for informational purposes only. No representations or warranties, express or implied, are made by Morningstar or RGO Investments in connection with the exactitude, quality or completeness of such information and data.

Morningstar data is owned by Morningstar. © 2020 Morningstar. All Rights Reserved. The information contained herein: (1) is proprietary to Morningstar and/or its content providers; (2) may not be copied or distributed; and (3) is not warranted to be accurate, complete or timely. Neither Morningstar nor its content providers are responsible for any damages or losses arising from any use of this information. Past performance is not a guarantee of future results.

RGP Investments Funds investment instructions received before 4:00 p.m. (Eastern Time Zone), on a day the Toronto Stock Exchange is open for business ("valuation date"), are carried out at the price in effect on that day. Instructions received after 4:00 PM (Eastern Time Zone), will be processed at the next valuation date's price.

The RGP Investments Funds are not guaranteed, their value fluctuates frequently, and their past performance is not indicative of their future returns. Please read the fund's prospectus or Fund Facts document before investing. Investors will pay management fees and expenses may pay commissions or trailing commissions. Investors may experience a gain or loss.

The indicated rates of return are the historical annual compounded total returns including changes in unit value and the reinvestment of all distributions and do not take into account sales, redemption, distribution, optional charges, or income taxes payable by any securityholder that would have reduced returns. The value of mutual funds change frequently and past performance may not be repeated.

Graphs are only used to illustrate the effects of the compound growth rate and do not reflect future values of any fund or returns on investment of any fund.

Assets allocation may total greater than/less than 100% due to rounding effects.

RGP Investments 2020. All Rights Reserved. (TM) Trademark of R.E.G.A.R. Investment Management Inc.