



INVESTMENTS™

## RGP Alternative Income Portfolio F

As of 31/08/2023

### Fund Investment Objectives

The investment objective of the Fund is to provide unitholders with a total return (i) in the form of income and long-term capital appreciation, and (ii) that will generally move differently from returns of traditional equity and fixed income securities markets. The Fund primarily invests in alternative mutual funds and the asset of the Fund is primarily exposed to fixed income securities or others credit related products. The Fund may employ leverage, mainly through the underlying funds, which includes the use of derivatives, short selling and/or cash borrowing, up to an aggregate exposure limit of 300% of its NAV.

### TOP HOLDINGS OF THE FUND

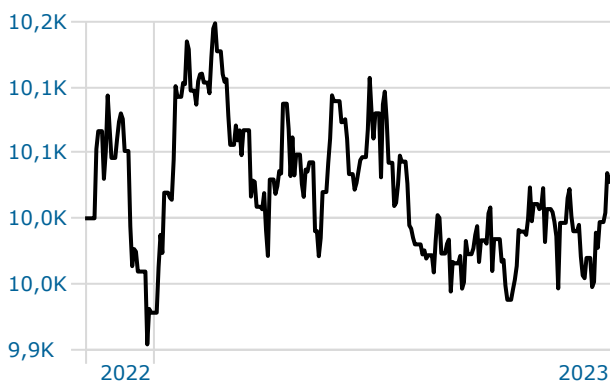
Portfolio Date: 31/08/2023

Name	%
Picton Mahoney Fortified Arbtrg PI Alt F	13,12
Purpose Credit Opportunities ETF	13,01
Picton Mahoney Ftifd Spcl Sttns Alt F	12,72
CI Alternative Diversified Opp I	12,23
Vanguard Long-Term Treasury ETF	8,94
Dyn Premyld Plus O Dyn3363	7,40
Arrow Long/Short Alt CI ETF	7,28
Dyn Credit Abs Ret Ii Op Dyn2757	7,17
SPDR® Portfolio Long Term Treasury ET	5,96
Dividend 15 Split Corp Pfd Shs 2004-1.1	3,91
NBI Liquid Alternatives ETF	3,33
Horizons ReSolve Adptv Asst Allctn ETF	3,33

Total number of securities in the portfolio	13
Asset in Top 10 Holdings	91,73%

### GROWTH OF 10 000\$

Time Period: 26/11/2022 to 31/08/2023



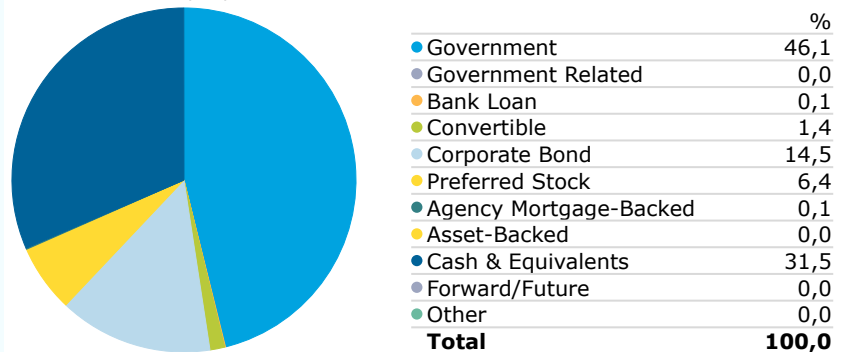
Source: Morningstar Direct

Inception Date	25/11/2022
Asset Under Management	\$ 40 821 254
Morningstar Category	Canada Fund Alternative Credit Focused
Firm Name	RGP Investments
Auditor	—
Custodian	—

Fund Code	Management Fee	NAV (Monthly)
RGP Alternative Income Portfolio F	RGP1003	1,00 9,91

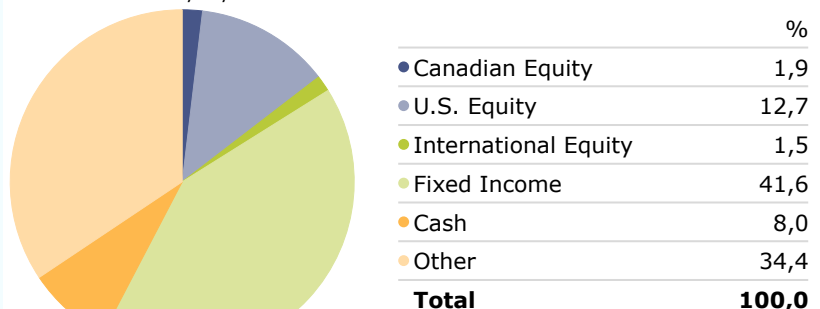
### SECTORS

Portfolio Date: 31/08/2023



### GEOGRAPHIC

Portfolio Date: 31/08/2023



### COMPOUNDED ANNUAL RETURN

As of 31/08/2023

1 Mo	0,3%	1 Yr	—	5 Yr	—
3 Mo	0,3%	2 Yr	—	10 Yr	—
6 Mo	0,1%	3 Yr	—	15 Yr	—

RETURN SINCE INCEPTION	0,32%
------------------------	-------

### CALENDAR YEAR RETURN

2015	—	2018	—	2021	—
2016	—	2019	—	2022	—
2017	—	2020	—	2023 (YTD)	1,0%

## Notice – Fund price and profile

The financial information displayed on this website are provided by Morningstar Inc. The contents are provided for informational purposes only. No representations or warranties, express or implied, are made by Morningstar or RGO Investments in connection with the exactitude, quality or completeness of such information and data.

Morningstar data is owned by Morningstar. © 2020 Morningstar. All Rights Reserved. The information contained herein: (1) is proprietary to Morningstar and/or its content providers; (2) may not be copied or distributed; and (3) is not warranted to be accurate, complete or timely. Neither Morningstar nor its content providers are responsible for any damages or losses arising from any use of this information. Past performance is not a guarantee of future results.

RGP Investments Funds investment instructions received before 4:00 p.m. (Eastern Time Zone), on a day the Toronto Stock Exchange is open for business ("valuation date"), are carried out at the price in effect on that day. Instructions received after 4:00 PM (Eastern Time Zone), will be processed at the next valuation date's price.

The RGP Investments Funds are not guaranteed, their value fluctuates frequently, and their past performance is not indicative of their future returns. Please read the fund's prospectus or Fund Facts document before investing. Investors will pay management fees and expenses may pay commissions or trailing commissions. Investors may experience a gain or loss.

The indicated rates of return are the historical annual compounded total returns including changes in unit value and the reinvestment of all distributions and do not take into account sales, redemption, distribution, optional charges, or income taxes payable by any securityholder that would have reduced returns. The value of mutual funds change frequently and past performance may not be repeated.

Graphs are only used to illustrate the effects of the compound growth rate and do not reflect future values of any fund or returns on investment of any fund.

Assets allocation may total greater than/less than 100% due to rounding effects.

RGP Investments 2020. All Rights Reserved. (TM) Trademark of R.E.G.A.R. Investment Management Inc.