



INVESTMENTS™

GreenWise Conservative Portfolio Serie A

As of 2023-08-31

Fund Investment Objectives

The Fund's investment objective is to produce a combination of income and some long-term capital appreciation through a responsible investment approach. The Fund invests primarily in Canadian or foreign equity securities and fixed income securities, either directly or through investments in securities of exchange-traded funds or mutual funds.

TOP HOLDINGS OF THE FUND

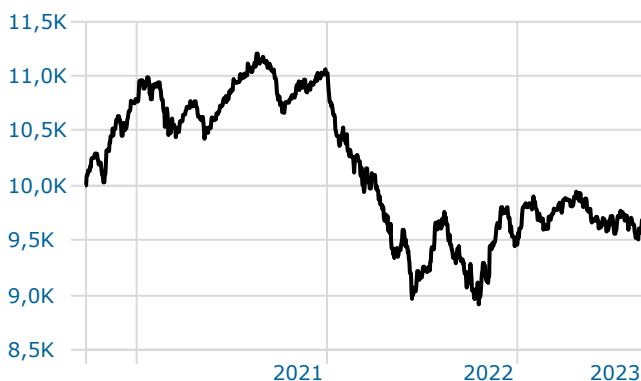
Portfolio Date: 2023-08-31

Name	%
RGP Impact Fixed Income Portfolio Ser I	65,21
BioNTech SE ADR	0,45
Elevance Health Inc	0,42
CGI Inc Class A	0,42
Cisco Systems Inc	0,41
Linde PLC	0,41
Schneider Electric SE	0,41
Iberdrola SA	0,41
Microsoft Corp	0,41
RELX PLC ADR	0,40
UnitedHealth Group Inc	0,38
Metro Inc	0,38
General Mills Inc	0,38
ABB Ltd	0,38
Watts Water Technologies Inc Class A	0,37

Total number of securities in the portfolio	106
Asset in Top 10 Holdings	68,95%

GROWTH OF 10 000\$

Time Period: 2020-09-25 to 2023-08-31



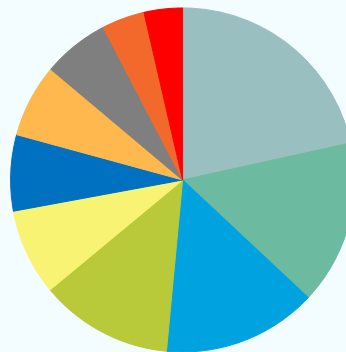
Source: Morningstar Direct

Inception Date	2020-09-24
Asset Under Management	\$ 36 915 717
Morningstar Category	Canada Fund Global Fixed Income Balanced
Firm Name	RGP Investments
Auditor	Raymond Chabot Grant Thornton LLP
Custodian	CIBC Mellon

	Fund Code	Management Fee	NAV (Monthly)
GreenWise Conservative Portfolio Serie A	RGP600	1,70	9,44

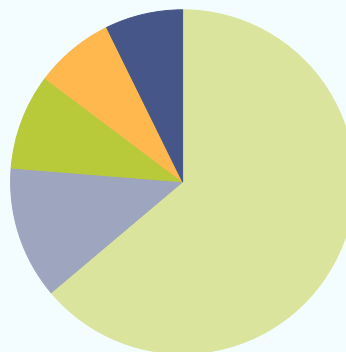
SECTOR

Portfolio Date: 2023-08-31



ASSET ALLOCATION

Portfolio Date: 2023-08-31



COMPOUNDED ANNUAL RETURN

As of 2023-08-31

1 Mo	-0,5%	1 Yr	3,3%	5 Yr	—
3 Mo	0,0%	2 Yr	-6,8%	10 Yr	—
6 Mo	0,4%	3 Yr	—	15 Yr	—

RETURN SINCE INCEPTION	-1,11%
------------------------	--------

CALENDAR YEAR RETURN

2015	—	2018	—	2021	2,2%
2016	—	2019	—	2022	-14,2%
2017	—	2020	—	2023 (YTD)	2,3%

Notice – Fund price and profile

The financial information displayed on this website are provided by Morningstar Inc. The contents are provided for informational purposes only. No representations or warranties, express or implied, are made by Morningstar or RGO Investments in connection with the exactitude, quality or completeness of such information and data.

Morningstar data is owned by Morningstar. © 2020 Morningstar. All Rights Reserved. The information contained herein: (1) is proprietary to Morningstar and/or its content providers; (2) may not be copied or distributed; and (3) is not warranted to be accurate, complete or timely. Neither Morningstar nor its content providers are responsible for any damages or losses arising from any use of this information. Past performance is not a guarantee of future results.

RGP Investments Funds investment instructions received before 4:00 p.m. (Eastern Time Zone), on a day the Toronto Stock Exchange is open for business ("valuation date"), are carried out at the price in effect on that day. Instructions received after 4:00 PM (Eastern Time Zone), will be processed at the next valuation date's price.

The RGP Investments Funds are not guaranteed, their value fluctuates frequently, and their past performance is not indicative of their future returns. Please read the fund's prospectus or Fund Facts document before investing. Investors will pay management fees and expenses may pay commissions or trailing commissions. Investors may experience a gain or loss.

The indicated rates of return are the historical annual compounded total returns including changes in unit value and the reinvestment of all distributions and do not take into account sales, redemption, distribution, optional charges, or income taxes payable by any securityholder that would have reduced returns. The value of mutual funds change frequently and past performance may not be repeated.

Graphs are only used to illustrate the effects of the compound growth rate and do not reflect future values of any fund or returns on investment of any fund.

Assets allocation may total greater than/less than 100% due to rounding effects.

RGP Investments 2020. All Rights Reserved. (TM) Trademark of R.E.G.A.R. Investment Management Inc.